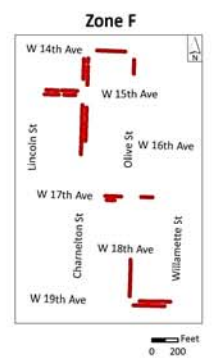
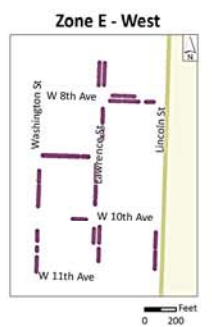
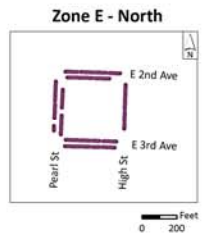
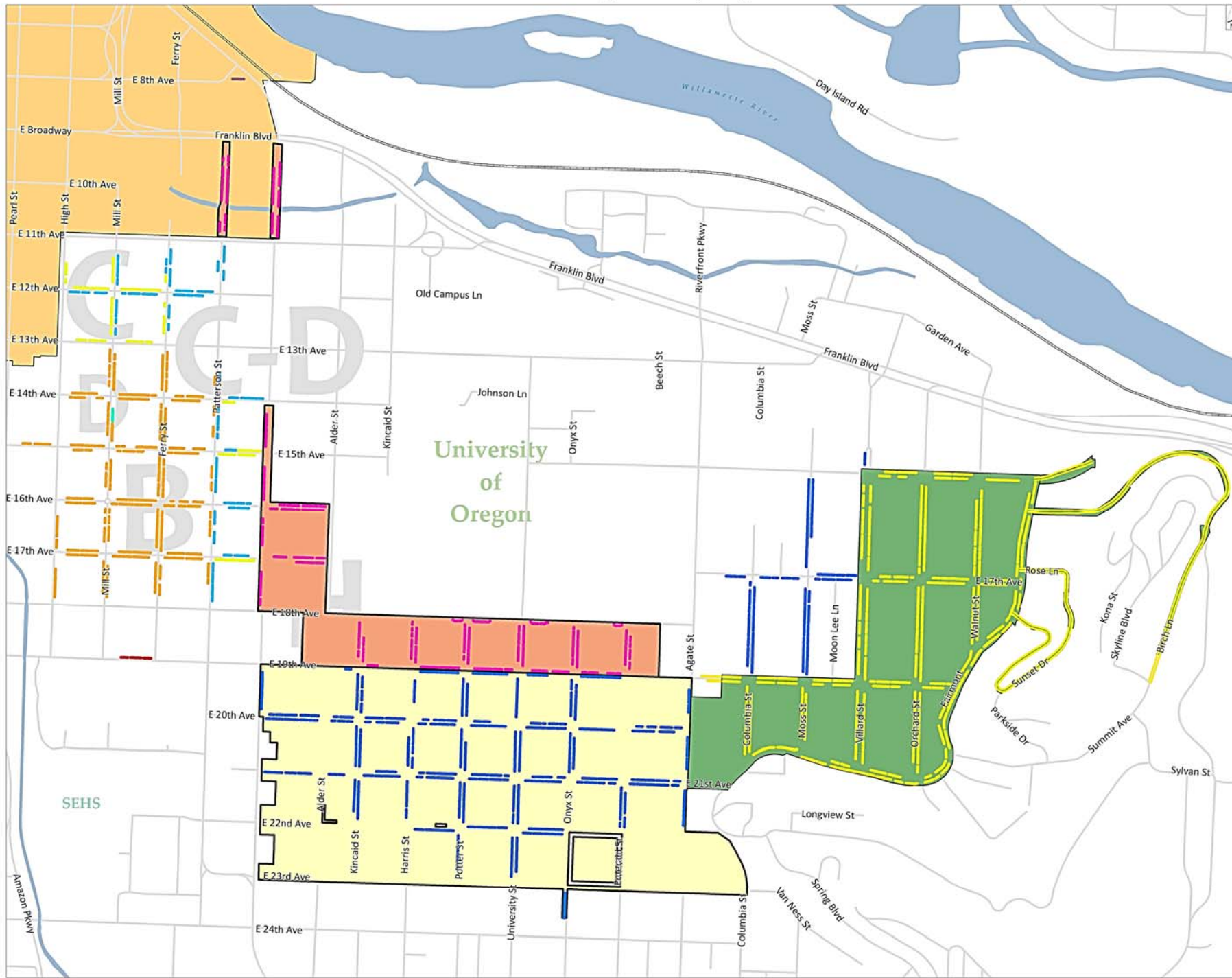


# Residential Parking Permit (RPP) Zones & MUPTE Boundary



<b>A</b>	<b>B</b>	<b>C</b>	<b>C-D</b>	<b>D</b>	<b>E</b>	<b>F</b>	<b>H</b>	<b>J</b>	<b>Arena Event District</b>	<b>Expanded Zone A</b>
<b>Residential Parking Zones</b>										
									<b>Zone H - High Density Parking Permit</b>	<b>MUPTE</b>



Caution: This map is based on imprecise source data, subject to change and for general reference only.

